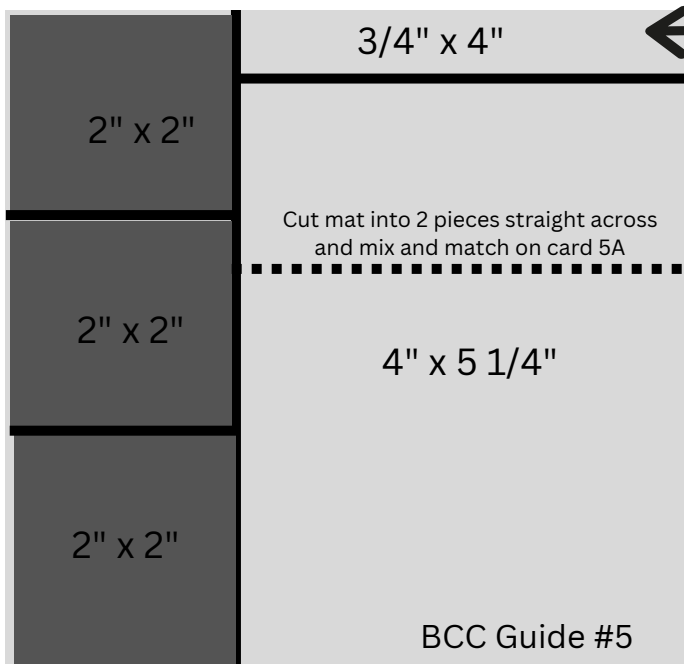


6x6 No Scraps Sketch Set #5

by Bourbon Creek Crafts



← Use this strip on inside of cards

This is a cutting guide for **4 6x6 inch sheets of paper** and 2 coordinating sketches that allows you to **make 8 A2 cards**

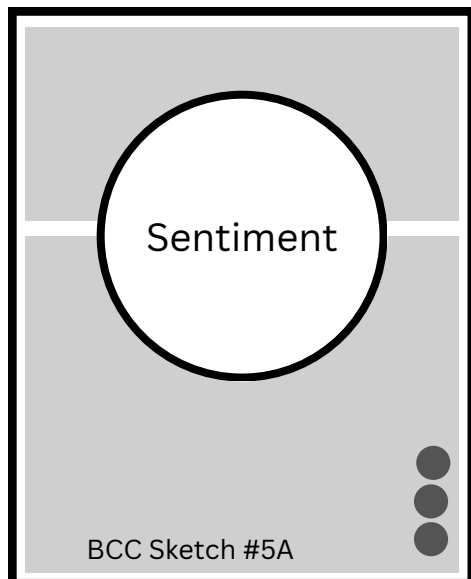
Notes:

The shades of gray on the cutting guide match the coordinating shades of gray on the card sketch pieces.

You may add cardstock mats to your patterned paper pieces but may have scraps from these leftover.

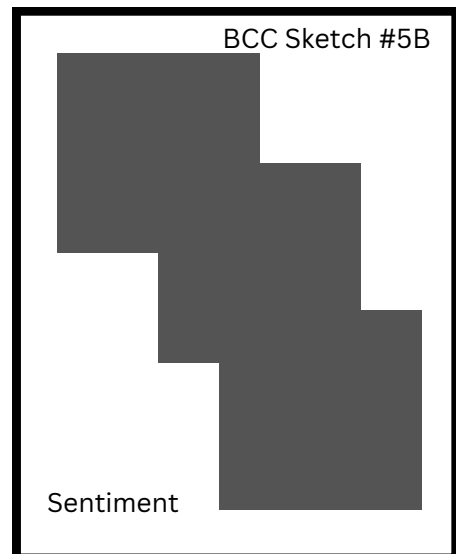
Important: Cut 4 different sheets of patterned paper

*Make 4 of these cards



Small circles are just an idea for added embellishment but do not come from paper within this sketch set. You could use sequins, enamel dots, etc.

[If you would like to add a cardstock mats behind these squares, you could cut them to 2 1/4" x 2 1/4"]



*Make 4 of these cards

*If you create cards using this sketch on social media, please use hashtag #bccnoscraps.