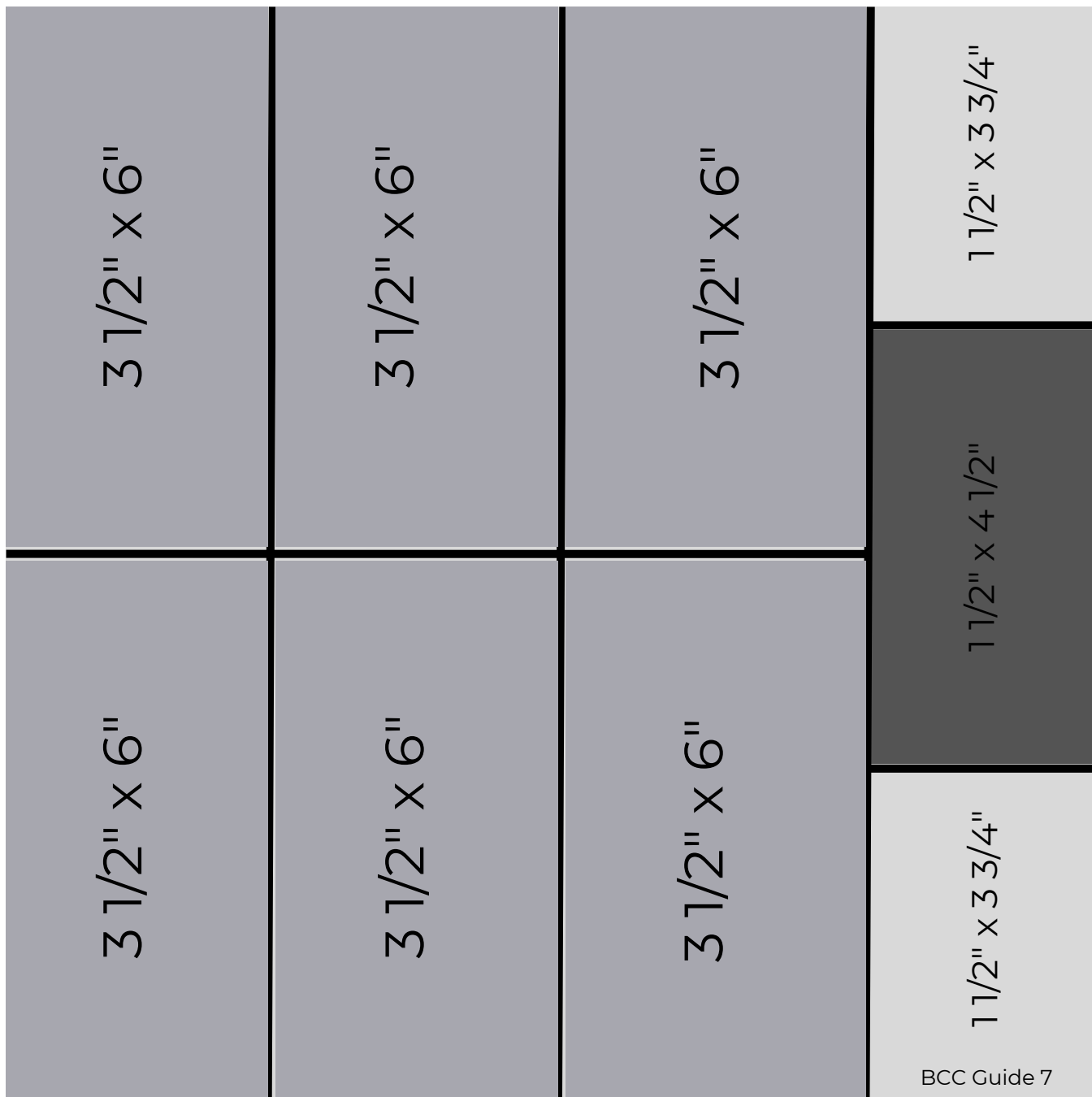


12x12 No Scraps Sketch Set #7 by Bourbon Creek Crafts

This is a cutting guide for **1 12x12 inch sheet of paper** and 2 coordinating sketches that allow you to **make 6 Nail File Holder Boxes and 1 A2 card**



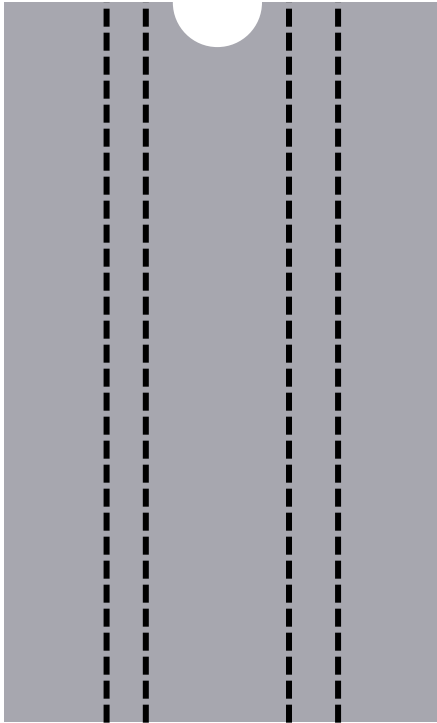
Note:

The shades of gray on the cutting guide match the coordinating shades of gray on the sketch pieces below.

*If you create projects using this sketch set on social media, please use hashtag #bccnoscraps.

12x12 No Scraps Sketch Set #7 by Bourbon Creek Crafts

Nail File Holder Box



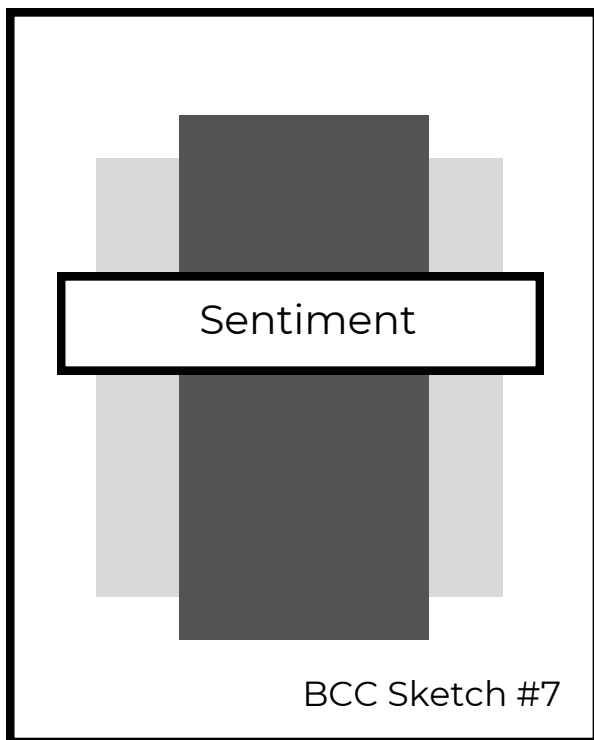
Paper size is 3 1/2" x 6 "

Important: Stronger weight paper is suggested for these boxes

Box Assembly Instructions:

1. Score box at 1", 1 1/4", 2 1/4" and 2 1/2".
2. Fold box at score lines.
3. Optional - use circle punch to punch a notch out fo the top center section of the box.
4. Fold left and right side together and glue to form box shape.
5. Pinch bottom of box together and glue to form the bottom closure of the box.
6. Decorate as desired.

A2 Card



For card - Layer longer strip on top of shorter strips. You may use any shape of sentiment.

You may add cardstock mats to your patterned paper pieces or cardbase but may have scraps from these leftover.

Additional supplies needed:

- cardbase
- sentiment
- embellishments for box and card (if desired)

Note: For every 1 sheet of 12x12 you cut, you should end up with 6 nail file holders and 1 card.