

12x12 No Scraps Sketch Set #8

by Bourbon Creek Crafts

A - 4x5 1/4"		A - 4x5 1/4"		BCC Guide #8		A - 4x5 1/4"	
A - 1 7/8 x 4 1/4"	A - 1 7/8 x 4 1/4"	A - 1 7/8 x 4 1/4"	B - 1 3/4 x 4 1/4"	B - 1 3/4 x 4 1/4"	B - 1 3/4 x 4 1/4"	C - 1 3/16 x 4 1/4"	
B - 2 1/2 x 4"		C - 2 1/2 x 5 1/4"		2 1/2 x 2 3/4"		C	

This is a cutting guide for **2 12x12 inch sheets of paper** and **1 sheet of 8.5x11 inch cardstock** along with 3 coordinating sketches that allow you to **make 10 A2 size cards**

Notes:

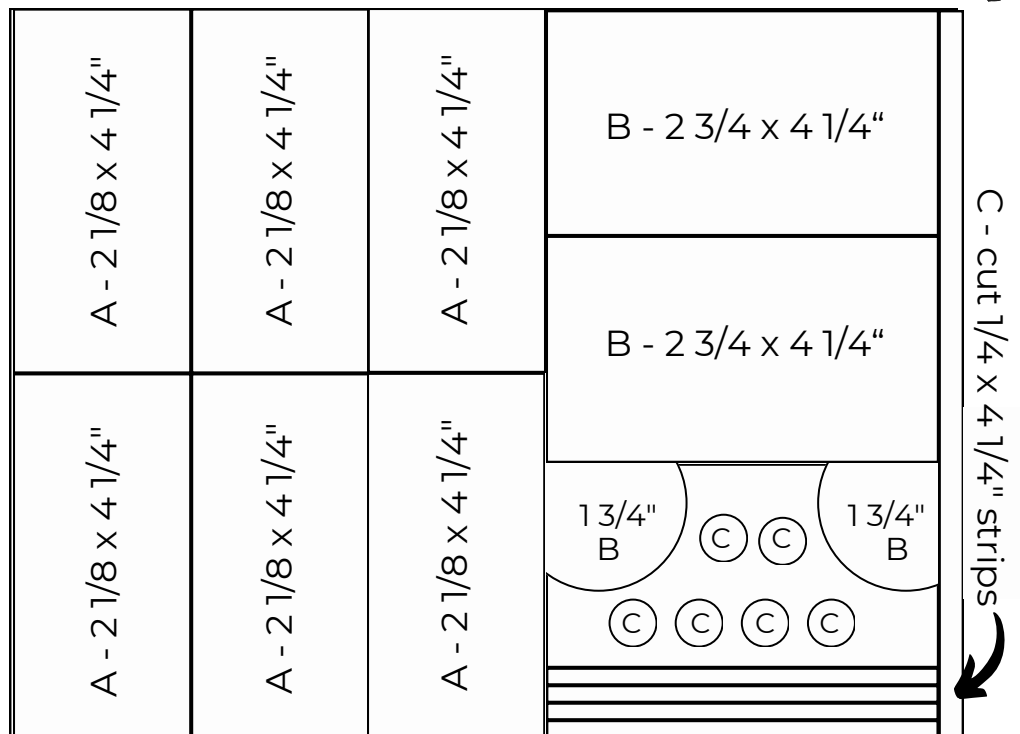
- The shades of gray on the cutting guide match the coordinating shades of gray on the sketch pieces below
- Card sketches are on page 2

1 sheet 8.5x11 cardstock


2 sheets 12x12 paper

Additional Notes:

- You will need 10 A2 size card bases in addition to the 2 12x12 patterned papers and 8.5x11 card stock
- The smaller circles shown to the right can be any size that fits

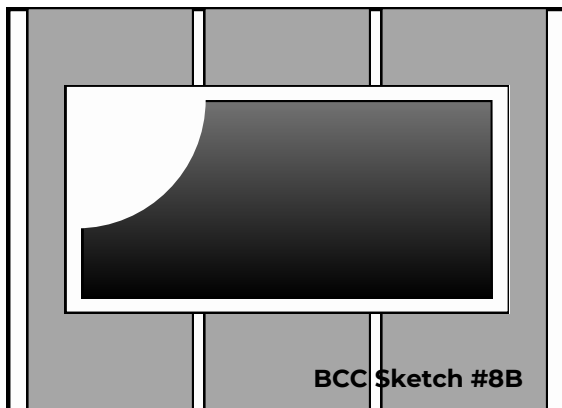


**12x12 No Scraps Sketch Set #8
by Bourbon Creek Crafts p 2**



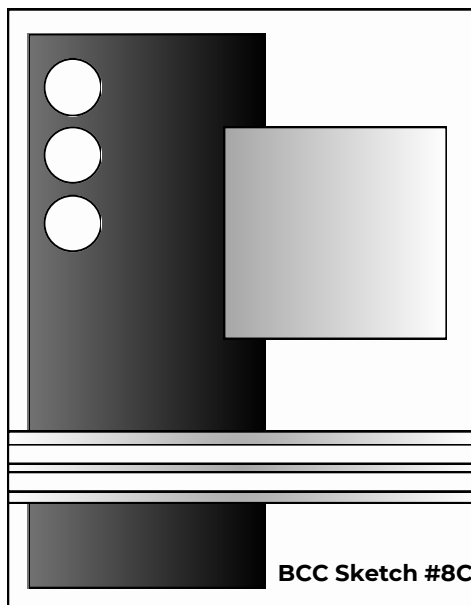
Sketch A - template makes 6

- Use the coordinating pieces from the cutting guides labeled A
- Sentiment can be any shape
- Instead of a sentiment, you could use an embellishment



Sketch B - template makes 2

- Use the coordinating pieces from the cutting guides labeled B
- Add a sentiment and/or embellishments inside the rectangle element in the center



Sketch C - template makes 2

- Use the coordinating pieces from the cutting guides labeled C
- The small strips you cut from the 8.5 x 11 inch card stock go on this sketch
- You can add a sentiment in or around the small square