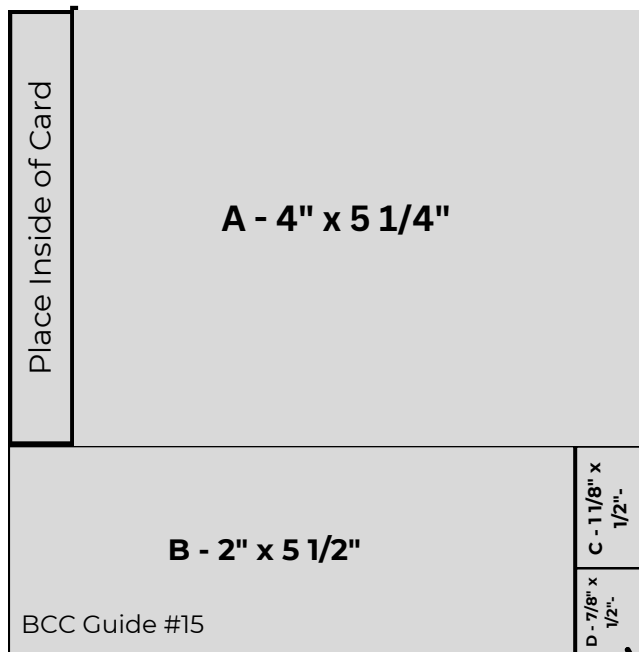


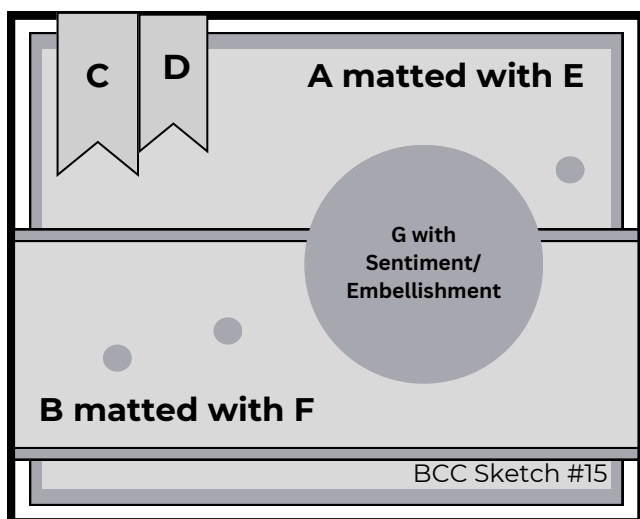
6x6 No Scraps Sketch Set #15

by Bourbon Creek Crafts



Important: Cut 2 different sheets of patterned paper

Piece C = $1\frac{1}{8}$ " x $\frac{1}{2}$ "
 Piece D = $\frac{7}{8}$ " x $\frac{1}{2}$ "



*Make 2 of these cards

Use small circle punch to create extra embellishments

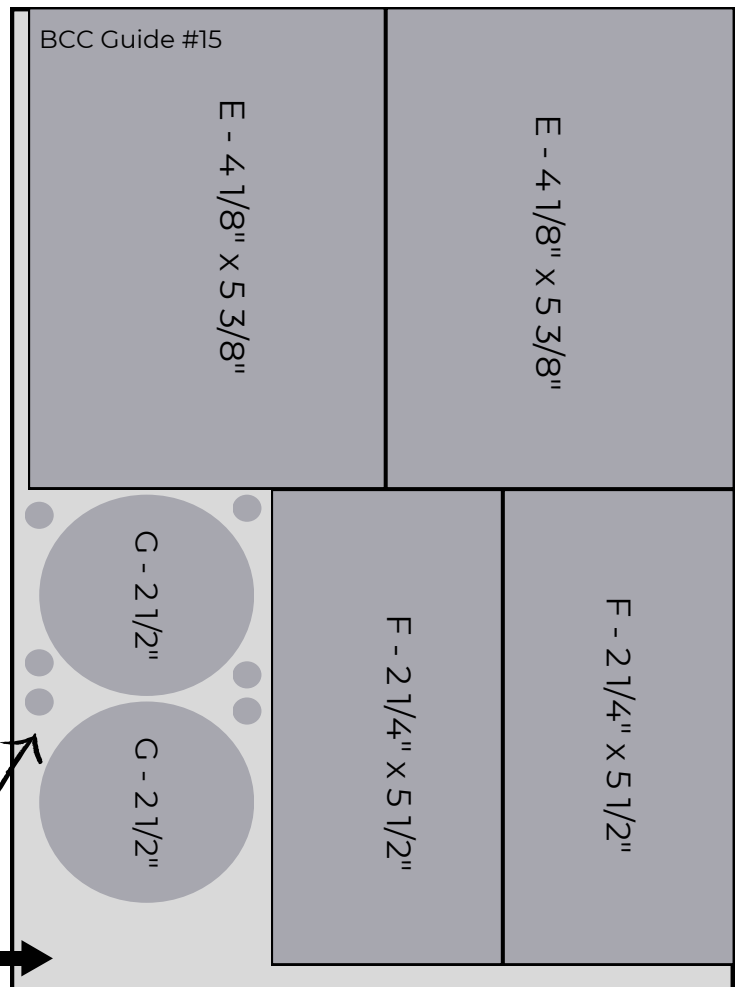
Idea: Use this area behind circle to help level it

This is a cutting guide for **2 6x6 inch sheets of paper and 1 sheet of cardstock** along with a sketch that allows you to **make 2 A2 cards**

Notes:

The shades of gray and letters on the cutting guides match the coordinating shades of gray and numbers on the card sketch pieces.

Important: Cut 1 sheet of cardstock



*If you create cards using this sketch on social media, please use hashtag #bccnoscraps.