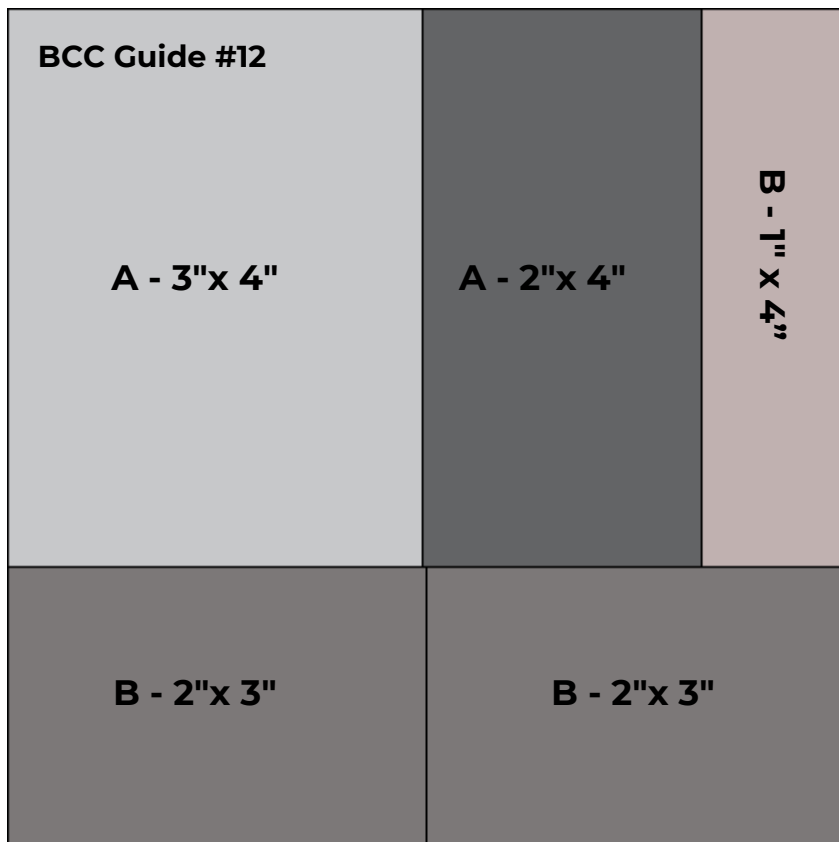


# 6x6 No Scraps Sketch Set #12

## by Bourbon Creek Crafts



This is a cutting guide for **2 6x6 inch sheets of paper** and **1 sheet of 8.5x11 inch cardstock** along with 2 coordinating sketches that allow you to **make 4 A2 size cards**

### Notes:

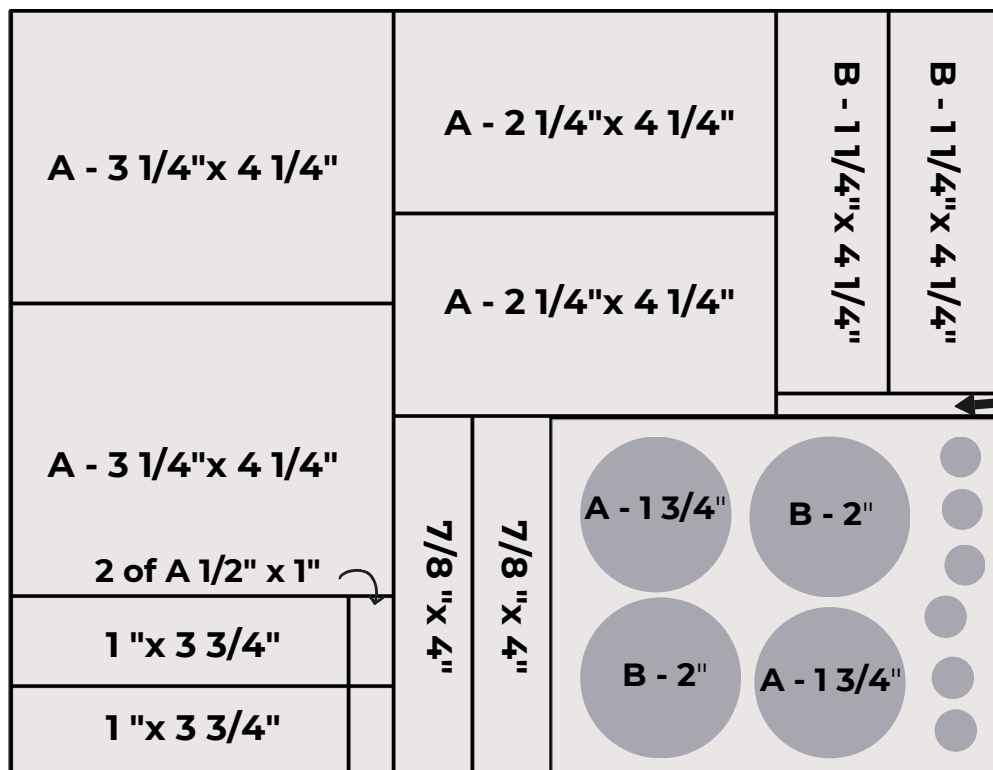
- The shades of gray on the cutting guide match the coordinating shades of gray on the sketch pieces below
- Card sketches are on page 2
- Add embellishments and sentiments as you prefer

**1 sheet 8.5x11 cardstock**

**2 sheets 6x6 paper**

### Additional Notes:

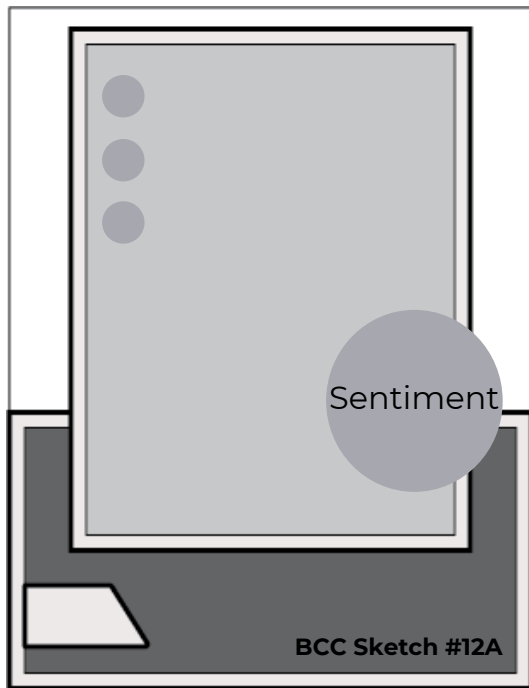
- You will need 4 A2 size card bases in addition to the 2 6x6 patterned papers and 8.5x11 card stock
- The smaller circles shown to the right can be any size that fits
- Use the 2 1 x 3 3/4 inch strips and 7/8 x 4 inch strips on the insides of your cards



Use as an accent piece, put on the inside of the card or toss

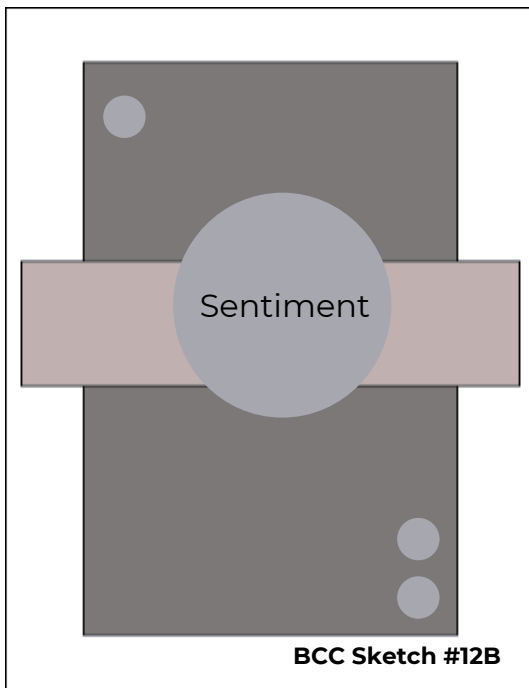
**\*If you create projects using this sketch set on social media, please use hashtag #bccnoscraps.**

## 6x6 No Scraps Sketch Set #12 by Bourbon Creek Crafts p 2



### Sketch A - template makes 2

- Use the coordinating pieces from the cutting guides labeled A
- Instead of a sentiment, you could use an embellishment
- Optional - add full card mat behind these layering pieces



### Sketch B - template makes 2

- Use the coordinating pieces from the cutting guides labeled B
- Add a sentiment and/or embellishments inside the circular element in the center
- Optional - add full card mat behind these layering pieces