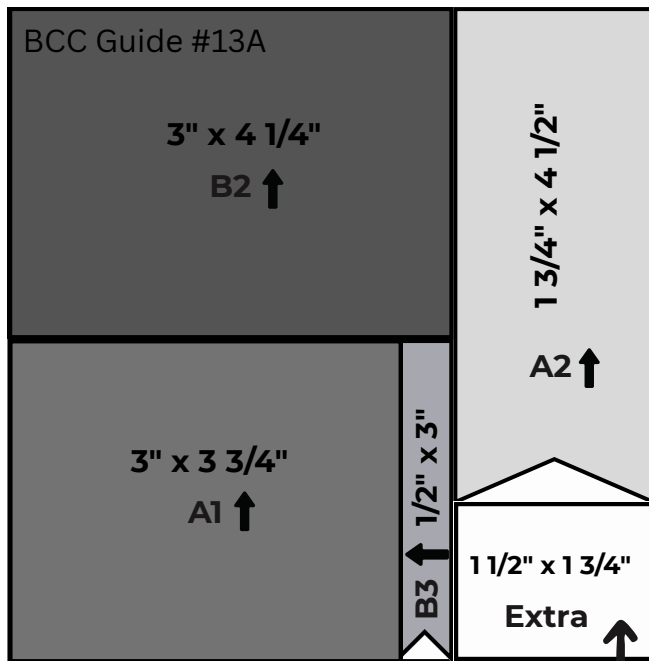


# 6x6 No Scraps Sketch Set #13

## by Bourbon Creek Crafts



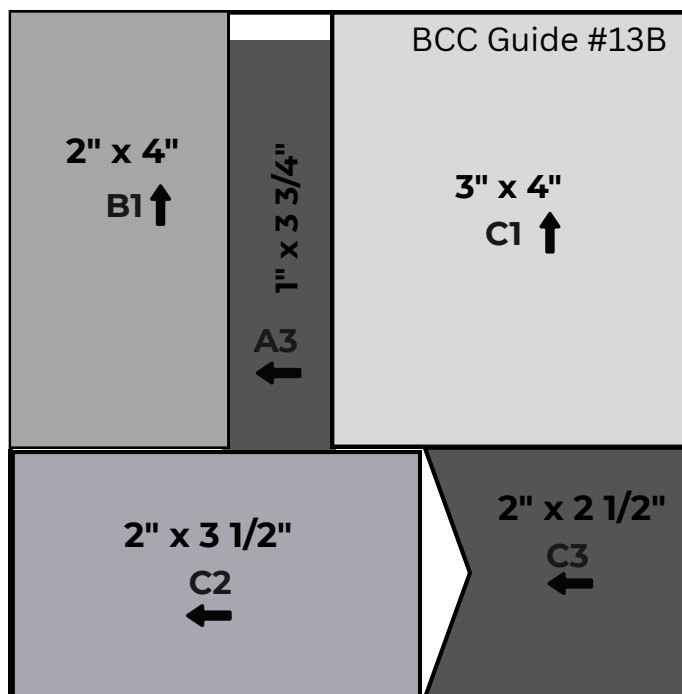
**Important:** Cut 2 different sheets of patterned paper

Add to inside of cards or use as additional embellishment on cards

This is a cutting guide for **4 6x6 inch sheets of paper** and 3 coordinating sketches that allow you to **make 6 A2 cards**.

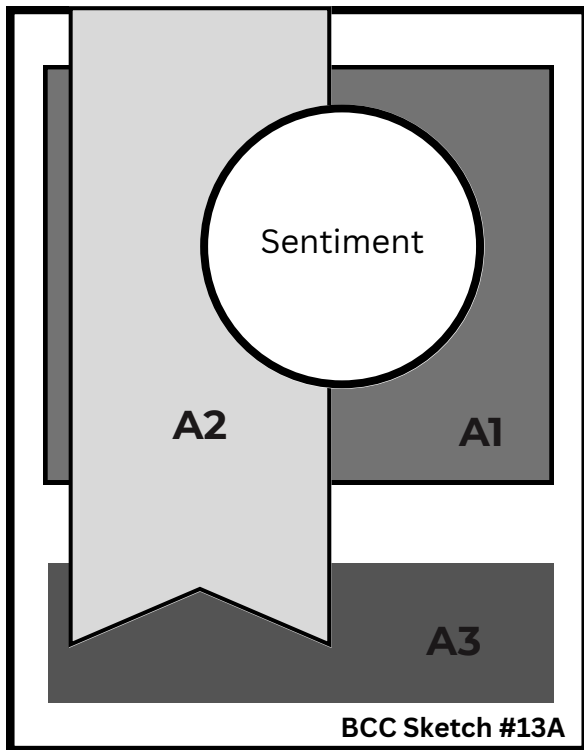
### Notes:

- Each piece on the cutting guide is labeled with a letter and number that corresponds to a card sketch.
- Each piece on the cutting guide also contains an arrow that notes which direction the pattern will go on the corresponding sketch.
- You may add cardstock mats to your patterned paper pieces but may have scraps from these leftover. You can use these scraps to create additional embellishments or layers on the front of your cards and/or add color to the inside of your cards.
- If you like this sketch and are looking for more, you can find my other sketches at:  
<https://bourboncreekcrafts.com/sketches-and-templates/>



**Important:** Cut 2 different sheets of patterned paper

\*If you create cards using this sketch on social media, please use hashtag #bccnoscraps.



\*Make 2 of these cards

### **Sketch A - template makes 2**

- Use the coordinating pieces from the cutting guides labeled A
- The focal circle can be any shape/size

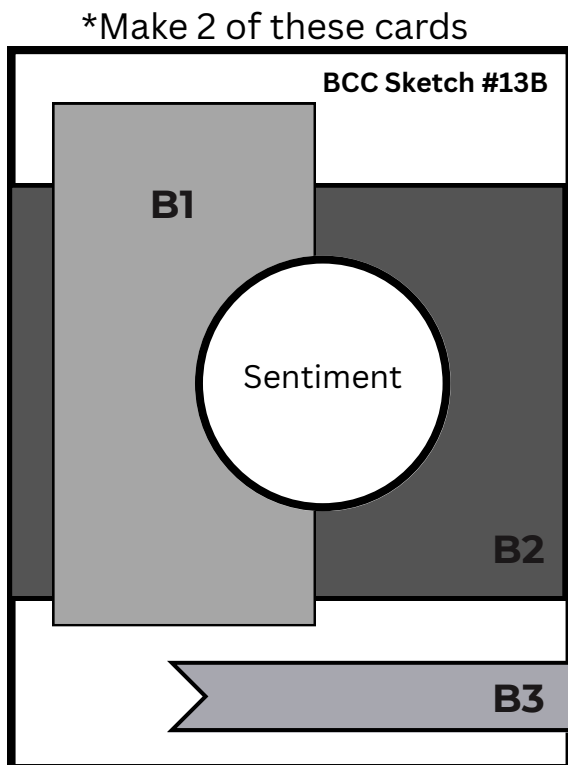
### **Sketch B - template makes 2**

- Use the coordinating pieces from the cutting guides labeled B
- The focal circle can be any shape/size

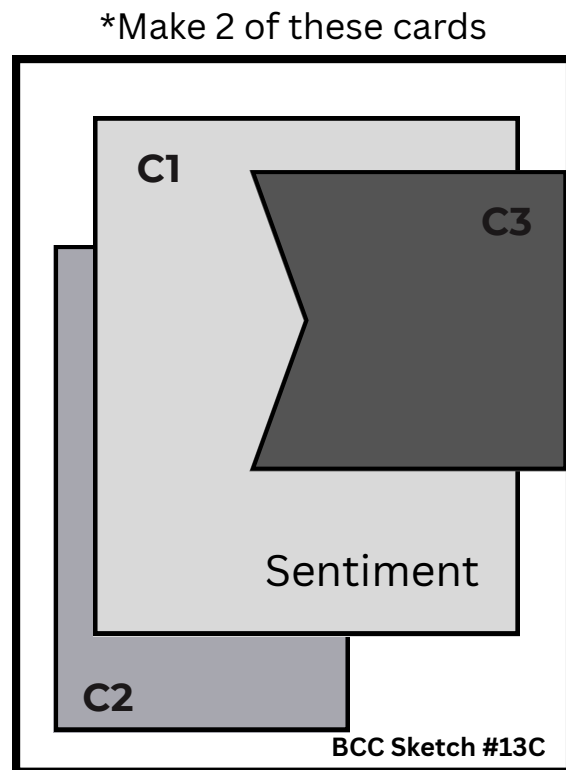
### **Sketch C - template makes 2**

- Use the coordinating pieces from the cutting guides labeled C
- Sentiment can be any size

Note: You can always add additional embellishments to the cards to fit your style/desired look



\*Make 2 of these cards



\*Make 2 of these cards

\*If you create cards using this sketch on social media, please use hashtag #bccnoscraps.