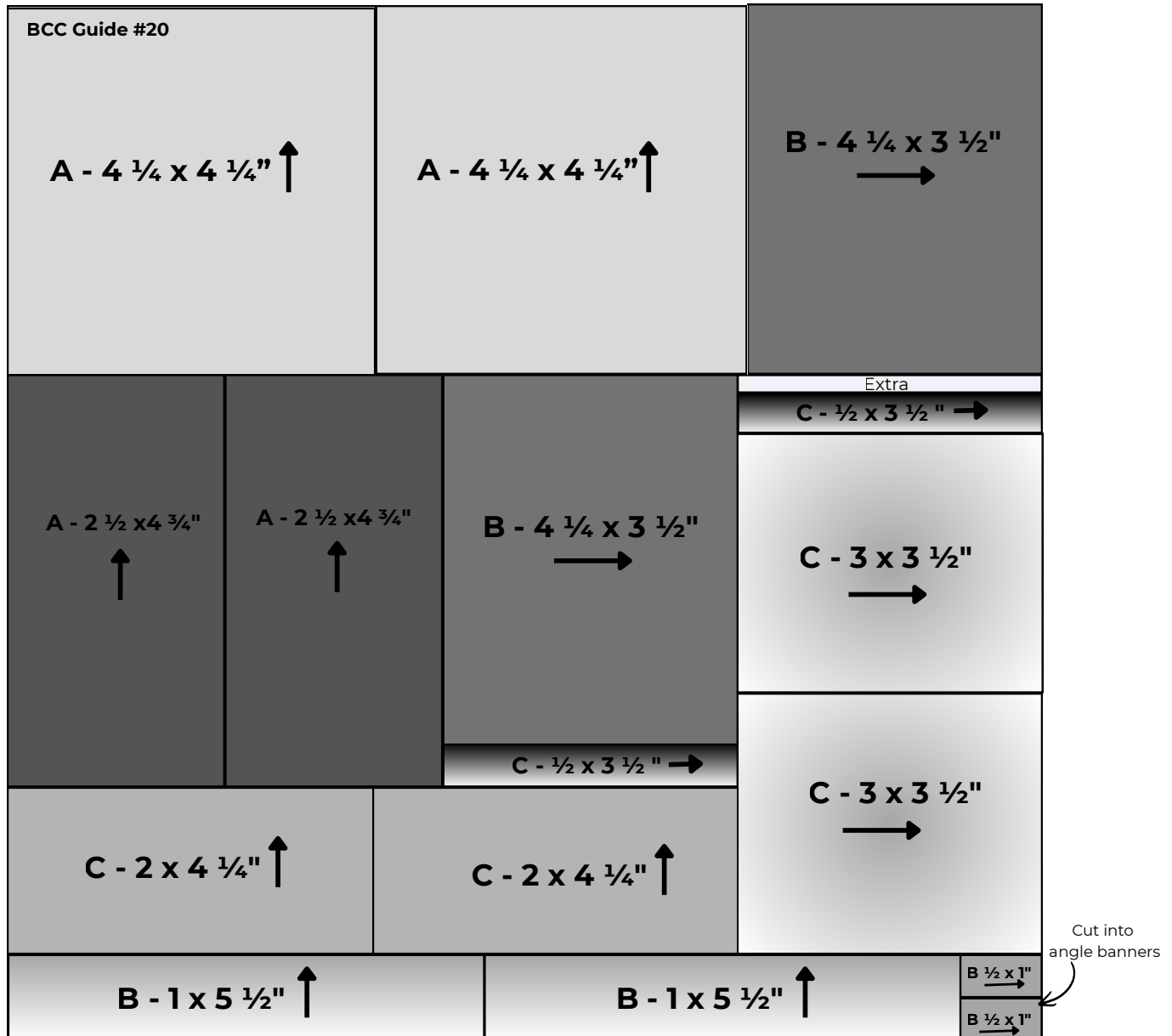


# No Scraps Sketch Set #20 for 12x12 by Bourbon Creek Crafts

This is a cutting guide for **2 12x12 inch sheets of patterned paper** along with 3 coordinating sketches that allow you to **make 12 A2 size cards**.

**\*Cut 2 sheets 12x12 patterned paper**

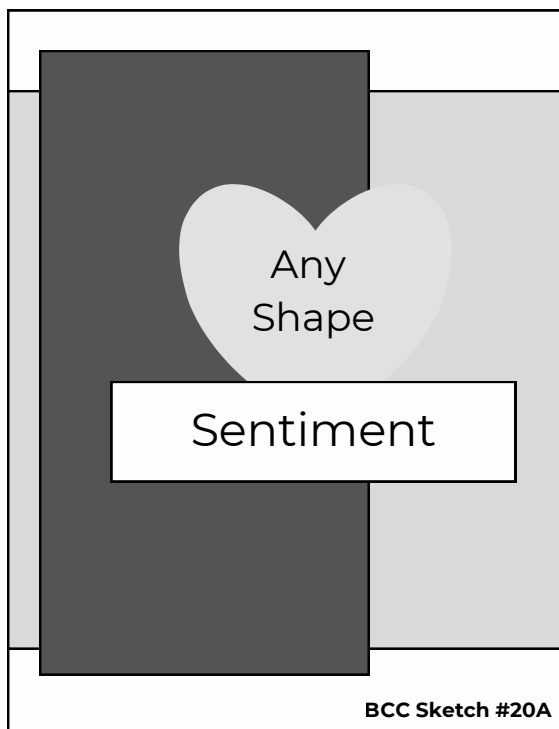


## Notes:

- The shades of gray on the cutting guide match the coordinating shades of gray on the card sketches on page 2 and arrows tell you the direction the paper will go on the cards
- Supplies needed: 12 A2 size card bases, 2 12x12 patterned papers, sentiments, embellishments, adhesive
- Extra patterned paper strip can be used on insides of cards

**\*If you create projects using this sketch set on social media, please use hashtag #bccnoscraps.**

**No Scraps Sketch Set #20 for 12x12  
by Bourbon Creek Crafts p 2**



**Sketch A - template makes  
4 cards**

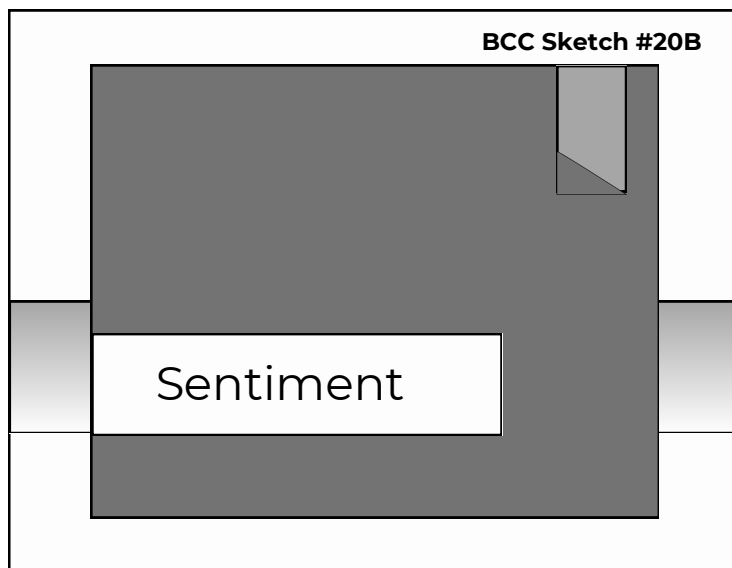
- Use the coordinating pieces from the cutting guides labeled A
- Focal point can be any shape
- Add additional embellishments if desired
- You can add cardstock matting layers

**Sketch C - template makes 4 cards**

- Use the coordinating pieces from the cutting guides labeled C
- Focal point can be any shape
- Add additional embellishments if desired
- You can add cardstock matting layers

**Cardstock Note:**

- If you bring in cardstock for extra matting layers, you will have scraps leftover.
- These scraps can be used to add dimension to focal points/sentiments or on the inside of the cards



**Sketch B - template makes 4 cards**

- Use the coordinating pieces from the cutting guides labeled B
- Sentiment can be any shape
- Add additional embellishments if desired
- You can add cardstock matting layers

